

Introductory sub-table (I)(a)			
Name of the Company: AAR SHYAM INDIA INVESTMENT CO LIMITED			
Scrip Code: 011600 , Name of the scrip, class of security: EQUITY SHARES			
Quarter ended: 30th September,2015			
Partly paid-up shares:-	No. of partly paid-up shares	As a % of total no. of partly paid-up shares	As a % of total no. of shares of the company
Held by promoter/promoter group	0	0	0
Held by public	0	0	0
Total	0	0	0
Outstanding convertible securities:-	No. of outstanding securities	As a % of total no. of outstanding convertible securities	As a % of total no. of shares of the company, assuming full conversion of the convertible securities
Held by promoter/promoter group	0	0	0
Held by public	0	0	0
Total	0	0	0
Warrants:-	No. of warrants	As a % of total no. of warrants	As a % of total no. of shares of the company, assuming full conversion of warrants
Held by promoter/promoter group	0	0	0
Held by public	0	0	0
Total	0	0	0
Total paid-up capital of the company, assuming full conversion of warrants and convertible securities	3000000 equity shares of Rs. 10/- each		

Date: 10th October,2015
Place: Delhi

For AAR SHYAM INDIA INVESTMENT CO LIMITED

Shame
Director/Authorised Signatory



Statement Showing Shareholding Pattern								
Category code	Category of Shareholder	Number of Shareholders	Total number of shares	Number of shares held in dematerialized form	Total shareholding as a percentage of total number of shares		Shares Pledged or otherwise encumbered	
					As a percentage of (A+B) ¹	As a percentage of (A+B+C)	Number of shares	As a percentage
(i)	(ii)	(iii)	(iv)	(v)	(vi)	(vii)	(viii)	ix = (viii)/(vi) * 100
(A)	Shareholding of Promoter and							
1	Indian							
(a)	Individuals/ Hindu Undivided Family	0	0	0	0	0	0	0
(b)	Central Government/ State Government(s)	0	0	0	0	0	0	0
(c)	Bodies Corporate	1	257440	257440	8.581	8.581	0	0.00
(d)	Financial Institutions/ Banks							
(e)	Any Others (Specify)							
	Sub Total (A)(1)	1	257440	257440	8.581	8.581	0	0
2	Foreign							
a	Individuals (Non-Residents Individuals/ Foreign Individuals)	0	0	0	0	0	0	0
b	Bodies Corporate	0	0	0	0	0	0	0
c	Institutions	0	0	0	0	0	0	0
d	Qualified Foreign Investor	0	0	0	0	0	0	0
e	Any Others (Specify)	0	0	0	0	0	0	0
	Sub Total (A)(2)	0	0	0	0	0	0	0
	Total Shareholding of Promoter and Promoter Group (A)² (A)(1)+(A)(2)	1	257440	257440	8.581	8.581	0	0
(B)	Public shareholding							
1	Institutions							
(a)	Mutual Funds/ UTI	0	0	0	0	0	N.A.	N.A.
(b)	Financial Institutions/ Banks	0	0	0	0	0	N.A.	N.A.
(c)	Central Government/ State Government(s)	0	0	0	0	0	N.A.	N.A.
(d)	Venture Capital Funds	0	0	0	0	0	N.A.	N.A.
(e)	Insurance Companies	0	0	0	0	0	N.A.	N.A.
(f)	Foreign Institutional Investors	0	0	0	0	0	N.A.	N.A.
(g)	Foreign Venture Capital Investors	0	0	0	0	0	N.A.	N.A.
(h)	Qualified Foreign Investor	0	0	0	0	0	N.A.	N.A.
(i)	Any Other (specify)	0	0	0	0	0	N.A.	N.A.
	Sub-Total (B)(1)	0	0	0	0.00	0.00	0	0.00
B 2	Non-institutions							
(a)	Bodies Corporate	7	1482560	1482560	49.419	49.419	N.A.	N.A.
(c)	Individuals							
i	Individuals - Individual shareholders holding nominal share capital up to Rs. 1 lakh	151	152000	0	0.5	0.5	N.A.	N.A.
ii	Individual shareholders holding nominal share capital in excess of Rs. 1 lakh	9	1245000	1245000	41.0	41.0	N.A.	N.A.
(d)	Qualified Foreign Investor	0	0	0	0	0	N.A.	N.A.
(e)	Any Other (Clearing Member)	0	0	0	0	0	N.A.	N.A.
(f)	Any Other (Non-Resident Indian)	0	0	0	0	0	N.A.	N.A.
	Sub-Total (B)(2)	167	2742560	2727560	91.419	91.419	N.A.	N.A.
	Total Public Shareholding (B)³ (B)(1)+(B)(2)	167	2742560	2727560	91.419	91.419	N.A.	N.A.
	TOTAL (A)+(B)	168	3000000	2985000	100	100	N.A.	N.A.
(C)	Shares held by Custodians and against which Depository Receipts have been issued							
1	Promoter and Promoter Group	0	0	0	0	0.00	0	0
2	Public	0	0	0	0	0.00	0	0
	Sub-Total (C)	0	0	0	0	0.00	0	0
	GRAND TOTAL (A)+(B)+(C)	168	3000000	2985000	100	100	N.A.	N.A.

Date: 16th October, 2015
Place: Delhi

for AAR SHYAM INDIA INVESTMENT CO LIMITED

Director/Authorised Signatory



Notes	
S.No.	Particulars

For AAR SHYAM INDIA INVESTMENT CO LIMITED

Date: 10th October, 2015
Place: Del

Director/Authorised Signatory




(b) Statement showing holding of securities (including shares, warrants, convertible securities) of persons belonging to the category "Promoter and Promoter Group"

Sr.	Name of the shareholder	Details of Shares held		Encumbered shares (*)			Details of warrants		Details of convertible securities		Total shares (including underlying shares assuming full conversion of warrants and convertible securities) as a % of diluted share capital	
		Number of shares held	As a % of grand total (A)+(B)+(C)	No.	As a percentage	As a % of grand total (A)+(B)+(C) of sub clause (I)(a)	Number of warrants held	As a % total number of warrants of the same class	Number of convertible securities held	As a % total number of convertible securities of the same class		
No.	(i)	(ii)	(iii)	(iv)	(v)	(vi) = (v)/(iii)*100	(vii)	(viii)	(ix)	(x)	(xi)	(xii)
1	K K MODI INVESTMENT AND FINANCIAL SERVICES PVT LTD	257440	8.581	0		0	0	0	0	0	0	257440.00
TOTAL		257440	8.58	0		0.00	0.00	0.00	0.00	0.00	0.00	257440.00

(*) The term "encumbrance" has the same meaning as assigned to it in regulation 20(j) of the SAFT Regulations, 2009.

Date : 10th October, 2015
Place: Delhi



 K K SHYAM INDIA INVESTMENT CO LIMITED
 Director/Authorised Signatory

(f)(c)(i) Statement showing holding of securities (including shares, warrants, convertible securities) of persons belonging to the category "Public" and holding more than 1% of the total number of shares

Sr. No.	Name of the shareholder	Number of shares held	Shares as a percentage of total number of shares (i.e., Grand Total (A)+(B)+(C) indicated in Statement at para (f)(a) above)	Details of warrants		Details of convertible securities		Total shares (including underlying shares assuming full conversion of warrants and convertible securities) as a % of diluted share capital
				Number of warrants held	As a % total number of warrants of the same class	Number of convertible securities held	% w.r.t total number of convertible securities of the same class	
1	KALYANI BARTER PVT LTD	125000	4.167	0	0	0	0	125000
2	SUNIL KUMAR	47500	1.583	0	0	0	0	47500
3	DEEPA AGARWAL	200000	6.667	0	0	0	0	200000
4	MURARI MOHAN BANIA	200000	6.667	0	0	0	0	200000
5	SUSHIL KUMAR JAIN	47500	1.583	0	0	0	0	47500
6	PUSPA LAHARI	200000	6.667	0	0	0	0	200000
7	SURARCHITA TRADERS PRIVATE	40000	1.333	0	0	0	0	40000
8	ADARSH KUMAR GUPTA	142500	4.75	0	0	0	0	142500
9	SWAPAN KUMAR GHOSH (HUF)	200000	6.667	0	0	0	0	200000
10	DHARMENDRA JAIN HUF	47500	1.583	0	0	0	0	47500
11	CHANDIKA INFRASTRUCTURE	142500	4.752	0	0	0	0	142500
12	VARAPRADA DISTRIBUTORS	125000	4.167	0	0	0	0	125000
13	VYAAS VYAPAAR PRIVATE LIMITED	350000	11.667	0	0	0	0	350000
14	NUGGET STEEL TRADING PRIVATE	350000	11.667	0	0	0	0	350000
15	EIRENE BUSINESS SOLUTION PRIVATE	350000	11.667	0	0	0	0	350000
16	SANJIB BERA	160000	5.333	0	0	0	0	160000
TOTAL		2727560	90.92	0	0	0	0	2727560


Date: 18th October, 2015
Place: Delhi

For SHYAM INDIAN INVESTMENT CO LIMITED
New Delhi
Director/Authorised Signatory

(1)(c)(ii) Statement showing holding of securities (including shares, warrants, convertible securities) of persons (together with PAC) belonging to the category "Public" and holding more than 5% of the total number of shares of the company

Sr. No.	Name(s) of the shareholder(s) and the Persons Acting in Concert (PAC) with them	Number of shares	Shares as a percentage of total number of shares (i.e., Grand Total (A)+(B)+(C) indicated in Statement at para (1)(a) above)	Details of warrants		Details of convertible securities		Total shares (including underlying shares assuming full conversion of warrants and convertible securities) as a % of diluted share capital
				Number of warrants	As a % total number of warrants of the same class	Number of convertible securities held	% w.r.t total number of convertible securities of the same class	
1	EIRONE BUSINESS SOLUTION PRIVATE LIMITED	350000	11.667					350000
2	BUDGET STEEL TRADING PRIVATE LIMITED	350000	11.667					350000
3	VYAAS VYAPAAR PRIVATE LIMITED	350000	11.667					350000
4	SWAPAN KUMAR GHOSH (HUF)	200000	6.667					200000
5	PUSPA LAHARI	200000	6.667					200000
6	MURARI MOHAN BANIA	200000	6.667					200000
7	DEEPA AGARWAL	200000	6.667					200000
8	SANJIB ZERA	150000	5.333					150000
TOTAL		2010000	67.002					2010000

Date: 10th October, 2015
Place: Delhi




(1)(d) Statement showing details of locked-in shares

Sr. No.	Name of the shareholder	Number of locked-in shares	Locked-in shares as a percentage of total number of shares (i.e., Grand Total (A)+(B)+(C) indicated in Statement at para (1)(a) above)
1	EIRENE BUSINESS SOLUTION PRIVATE LIMITED	350000	11.667
2	NUGGET STEEL TRADING PRIVATE LIMITED	350000	11.667
3	VYAAS VYAPAAR PRIVATE LIMITED	350000	11.667
4	SWAPAN KUMAR GHOSH (HUF)	200000	6.667
5	PUSPA LAHARI	200000	6.667
6	MURARI MOHAN BANIA	200000	6.667
7	DEEPA AGARWAL	200000	6.667
8	SANJIB BERA	160000	5.333
TOTAL		2010000	67.002

Date: 10th October, 2015
Place: Delhi

For AAR SHYAM INDIA INVESTMENT CO LIMITED




(D)(a) Statement showing details of Depository Receipts (DRs)

Sr. No.	Type of outstanding DR (ADRs, GDRs, SDRs, etc.)	Number of outstanding DRs	Number of shares underlying outstanding DRs	Shares underlying outstanding DRs as a percentage of total number of shares [i.e., Grand Total (A)+(B)+(C) indicated in Statement at para (D)(a) above]
1				0.00
2				0.00
3				0.00
4				0.00
5				0.00
TOTAL		0	0	0.00

Date: 10th October, 2015
Place: Delhi

For AAR SHYAM INDIA INVESTMENT CO LIMITED



(II)(b) Statement showing holding of Depository Receipts (DRs), where underlying shares held by "promoter/promoter group" are in excess of 1% of the total number of shares

Sr. No.	Name of the DR Holder	Type of outstanding DR (ADRs, GDRs, SDRs, etc.)	Number of shares underlying outstanding DRs	Shares underlying outstanding DRs as a percentage of total number of shares (i.e., Grand Total (A)+(B)+(C) indicated in Statement at para (I)(a) above)
1				0.00
2				0.00
3				0.00
4				0.00
5				0.00
TOTAL			0	0.00

Date:
Place: Delhi

For AAR SHYAM INDIA INVESTMENT CO LIMITED

[Signature]
New Delhi
Director/Authorised Signatory
AAR Shyam India Investment Company Limited